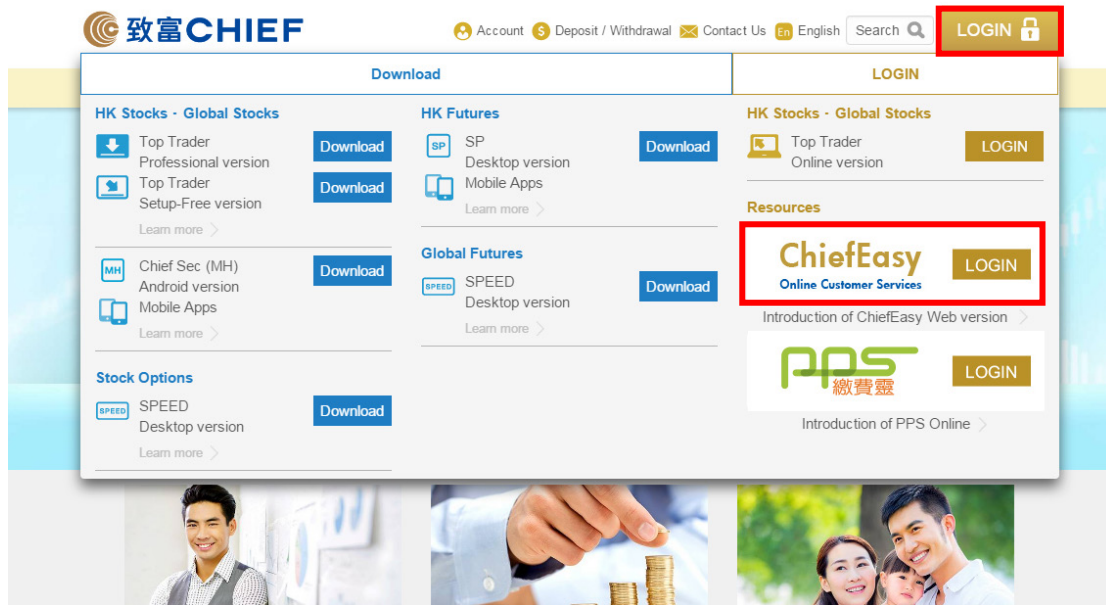
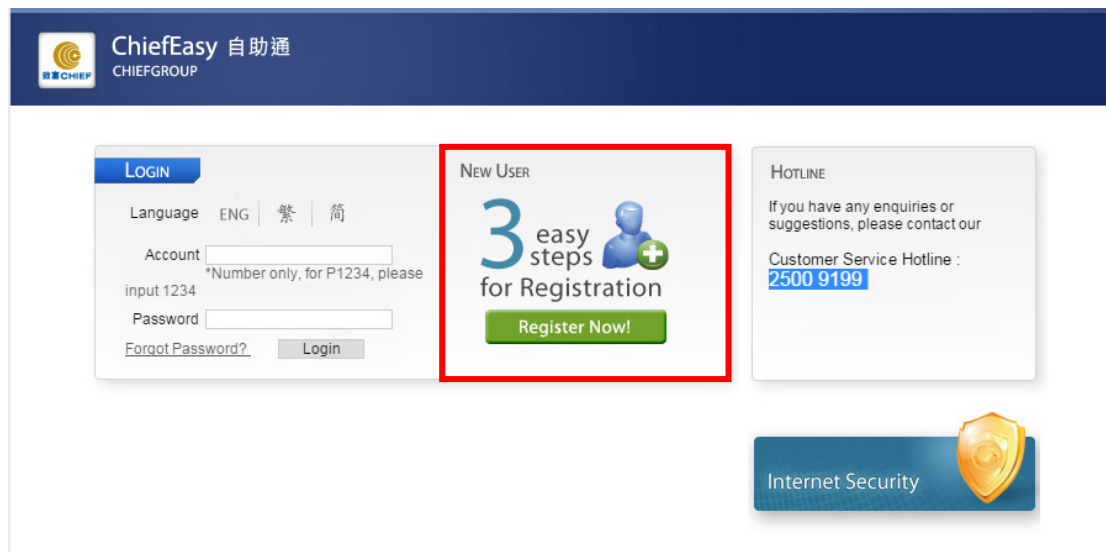


1. Please go to [www.chiefgroup.com.hk](http://www.chiefgroup.com.hk) and find "Chief Easy" under "LOGIN".

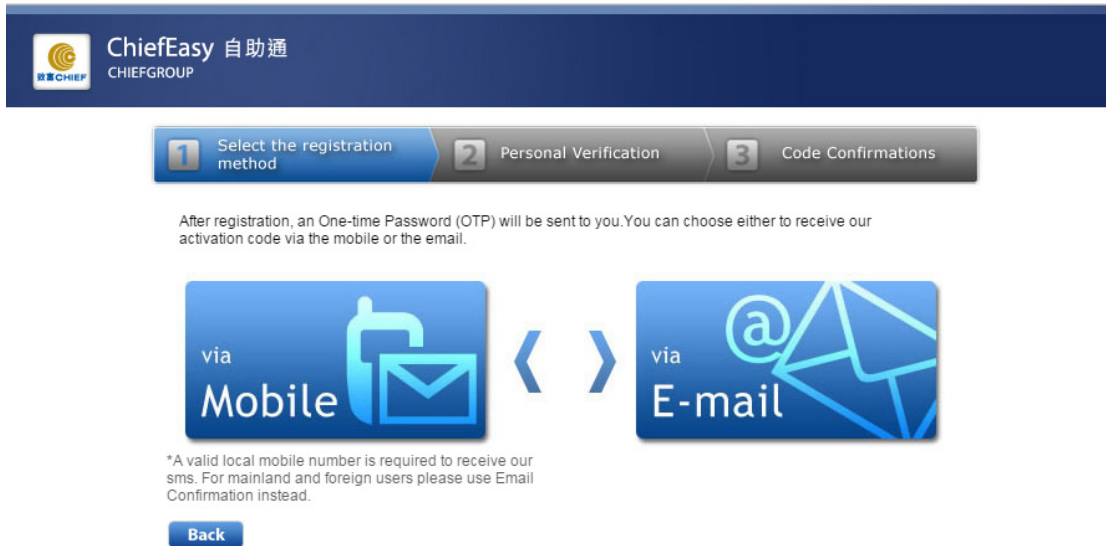


2. For new user, please click "Register Now!".



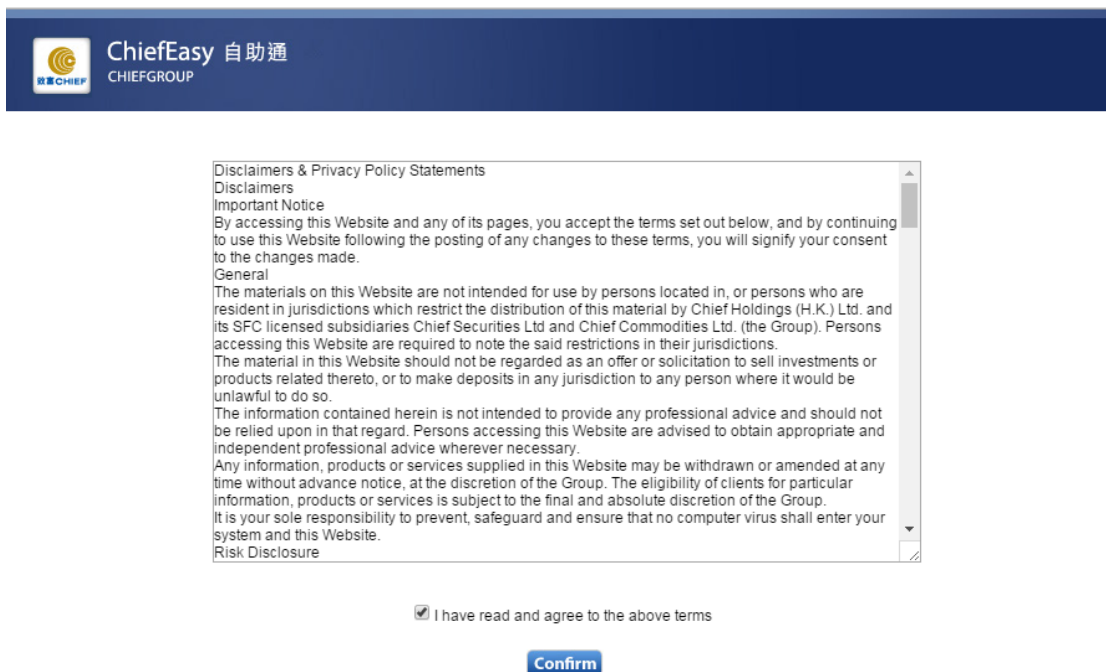
Copyright ©2012 Chief Securities Ltd. All rights reserved | Disclaimers & Privacy Policy Statements

### 3. Mobile notification or E-mail can be chosen to receive the verification code for application.



The screenshot shows the ChiefEasy 自助通 (CHIEFGROUP) registration interface. At the top, there is a progress bar with three steps: 1. Select the registration method, 2. Personal Verification, and 3. Code Confirmations. Below the progress bar, a message states: "After registration, an One-time Password (OTP) will be sent to you. You can choose either to receive our activation code via the mobile or the email." Two large blue buttons are shown: "via Mobile" (with a mobile phone icon) and "via E-mail" (with an @ symbol and envelope icon). A note below the buttons reads: "\*A valid local mobile number is required to receive our sms. For mainland and foreign users please use Email Confirmation instead." A "Back" button is located at the bottom left of the selection area.

### 4. After register and login to ChiefEasy, read through the disclaimer, click the box and "Confirm" button.



The screenshot shows the ChiefEasy 自助通 (CHIEFGROUP) disclaimer and terms of service page. The page title is "Disclaimers & Privacy Policy Statements". The content includes sections for "Disclaimers", "Important Notice", and "General". The "Important Notice" section states: "By accessing this Website and any of its pages, you accept the terms set out below, and by continuing to use this Website following the posting of any changes to these terms, you will signify your consent to the changes made." The "General" section contains several paragraphs of text regarding the website's content, including restrictions on distribution, professional advice, and withdrawal of services. At the bottom of the text area, there is a checkbox labeled "I have read and agree to the above terms" which is checked. A "Confirm" button is located below the checkbox.

5. You will be directed to the main page of ChiefEasy successfully.

The screenshot displays the ChiefEasy user interface. At the top, the header includes the user's account name 'MS LAM YAN NI', a 'Logout' button, and the 'Sign On Time: 2016-05-06 16:31:47'. The main navigation bar features the ChiefEasy logo and '自助通' (Self-Service) with a 'Sitemap' link.

On the left side, a vertical navigation menu lists various services: Home, My Account, Wealth Management, IPO, E-Statement, Modification, Entitlement, TradingSystem, Other Services, iBond, and Settings.

The main content area is titled 'Welcome to ChiefEasy. Your last logon time was : 2016-04-19 16:12:43'. It is divided into several sections:

- Latest News:** A notification titled 'New version of ChiefEasy has launched' dated '4 years ago' with a 'Show details' link.
- News Feed:** A list of four stock statements, each with a 'Go' link:
  - Stock Daily Statement:** 'The daily statement of 19/01/2016 is available now, Account M28110S' (3 months ago).
  - Stock Daily Statement:** 'The daily statement of 12/01/2016 is available now, Account M28110S' (3 months ago).
  - Stock Monthly Statement:** 'The monthly statement of 31/12/2015 is available now, Account M28110S' (4 months ago).
  - Stock Monthly Statement:** 'The monthly statement of 30/11/2015 is available now, Account M28110S' (5 months ago).
- My Chief Account:** A table showing account details:

| Account | Type   |
|---------|--------|
| M28110S | Margin |
- Sign Up Now e-statement:** A promotional banner with a blue background and a white envelope icon.

At the bottom of the main content area, there are 'Refresh' and 'More' links. The footer contains the copyright notice: 'Copyright ©2012 Chief Securities Ltd. All rights reserved | Disclaimers & Privacy Policy Statements'.

- end -